District 7 O

As of May 2026 Cumulative

Year	New Clubs	Dropped Clubs	Gain/ Loss Clubs	New Members	Charter Members	Reinstate Members	Transfer Members	Total Member Added	Total Members Dropped	Gain/ Loss Members
2021-2022	0	2	-2	44	0	0	2	46	95	-49
2022-2023	0	2	-2	34	2	8	3	47	82	-35
2023-2024	0	3	-3	40	0	3	1	44	70	-26
2024-2025	0	1	-1	27	0	38	0	65	92	-27
2025-2026	0	2	-2	39	0	1	0	40	65	-25
Average	**0**	**2**	**-2**	**37**	**0**	**10**	**1**	**48**	**81**	**-32**

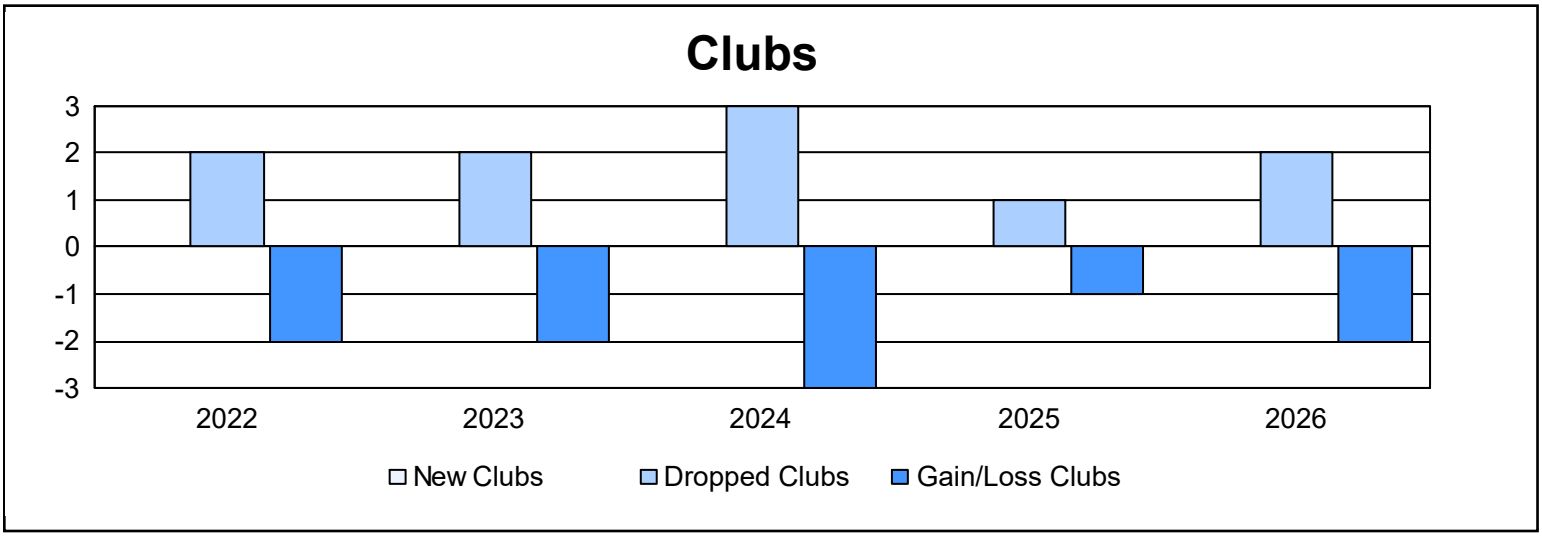

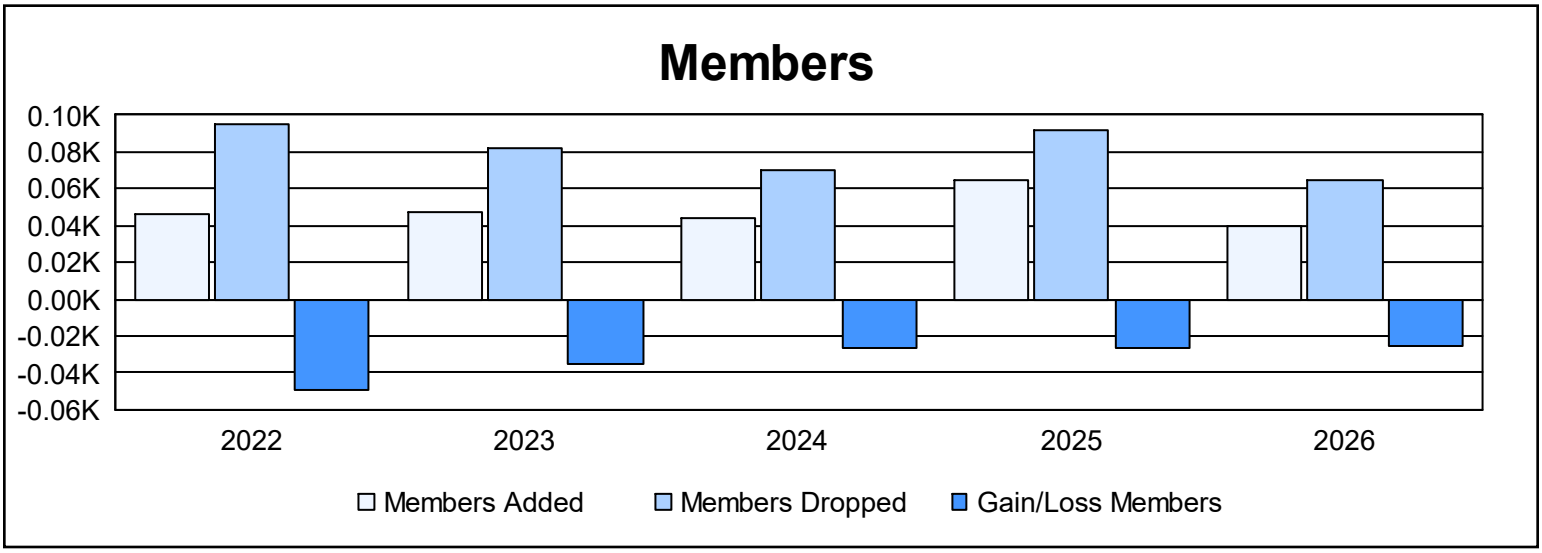

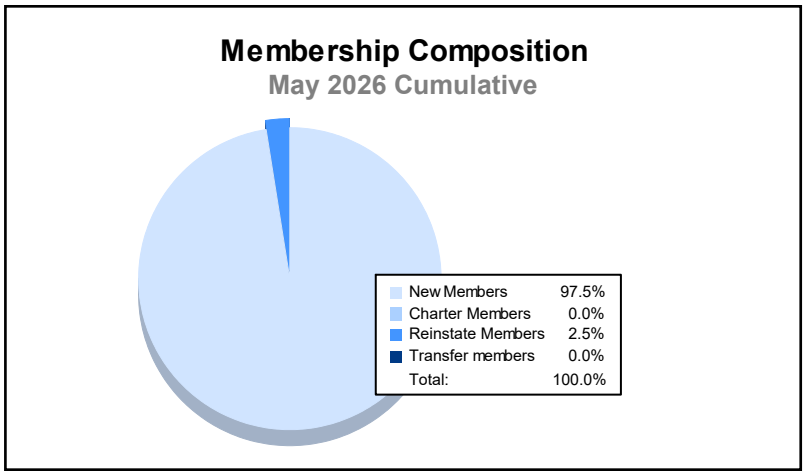
Membership Composition
May 2026 Cumulative
New Members 97.5%
Charter Members 0.0%
Reinstate Members 2.5%
Transfer members 0.0%
Total: 100.0%

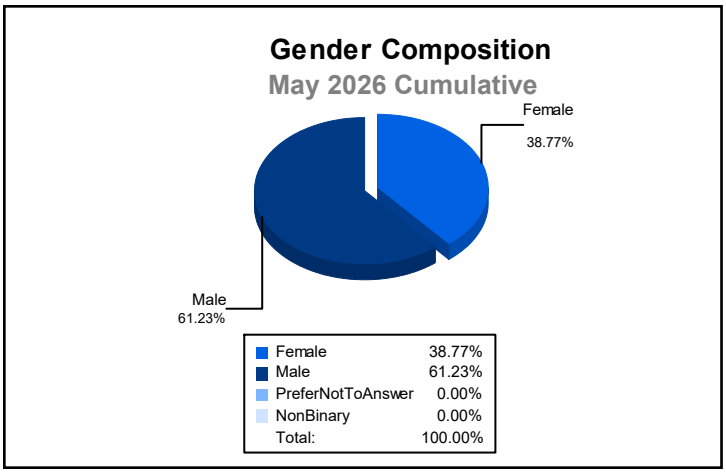
Gender Composition
May 2026 Cumulative
Female
38.77%
Male
61.23%
Female 38.77%
Male 61.23%
PreferNotToAnswer 0.00%
NonBinary 0.00%
Total: 100.00%